

From Your **DENTIST**



Dr. Renee Maikon



Dr. Amy Stodola



Jody Anderson
Dental Hygienist



Stephanie Loberg
Dental Hygienist



Brenda Buscher
Dental Assistant



Teresa Haddad
Dental Assistant



Chelle Patterson
Dental Assistant



Kim Beck
Dental Receptionist

Office Information

Family SmileCare Center, PLC
1630 32nd St. NE
Cedar Rapids, IA 52402
Phone: 319-362-8657
Fax: 319-362-1824
email: familysmilecarecenter@mchsi.com

Office Hours:

Monday-Thursday7am to 6pm
Friday..... 8am to 12pm



Family SmileCare Center, PLC

Newsletter Fall 2007

Our Mission: Helping you keep your smile for a lifetime.

DIAGNOdent Technology and Benefits

Family SmileCare Center now uses the DIAGNOdent laser by Kavo to help diagnose cavities at an earlier stage thus making it easier to treat and easier on you. We have found that bitewing x-rays and an explorer are not enough to find hidden cavities. Research has shown that due to fluoridation, caries have gone "underground". While helping to improve the oral health of many, fluoridation has resulted in harder tooth enamel. Small cavities that begin on the surface now migrate below the surface. A suspicious-looking tooth presents a treatment dilemma for dentists. Is this a cavity or just stain? Should the tooth be opened up? Should the tooth be watched? Or does this give the cavity more time to destroy more tooth structure? The DIAGNOdent laser caries detection aid removes the doubt from treatment decisions.



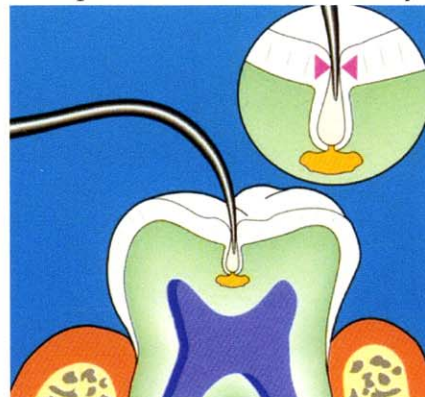
How does it work?

The laser operates at a light wavelength of 655nm. At this specific wavelength, clean healthy tooth structure will exhibit a very low scale reading while an altered tooth structure and bacteria will exhibit an elevated scale reading. The device has been awarded the Seal of Acceptance by the American Dental Association.

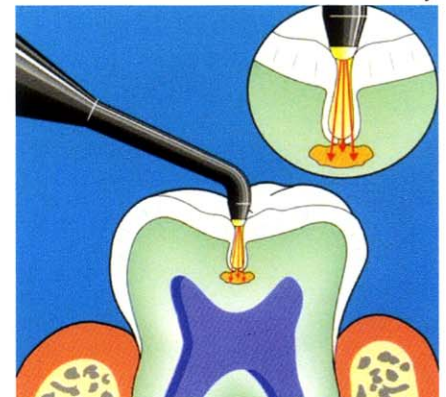
DIAGNOdent offers the following benefits to you:

- **Accurate** - Over 90% accurate in detecting lesions not detectable with an explorer or bitewing x-rays.
- **Conservative** - Prevents "exploratory" excavation or under-treatment of suspect teeth.
- **Quantifiable** - Precise, reliable measurements allows objective monitoring of caries activity over time.
- **Safe** - Uses light energy - no X-ray exposure. Poses no danger to staff or patients. Painless, and non-invasive.

An explorer can't detect the cavity.



DIAGNOdent can detect the cavity.





Family SmileCare Center, PLC
 1630 32nd Street NE
 Cedar Rapids, IA 52402
 319-362-8657

**CORRECT
 INDICIA
 WILL BE
 ADDED BEFORE
 PRINTING**

News From Your Dentist



Dr. Renee Maikon



Dr. Amy Stodola

Question...


Why should I have a tooth crowned?

Answer: Crowns may be recommended when you have broken a portion of a tooth that has already been filled, to give strength to a tooth with a very large restoration and only a small part of the natural tooth left, to protect a tooth that has been root canal treated, and to prevent further fracture of a tooth with noticeable cracks or sensitivity. Crowns on front teeth can improve the appearance of teeth that are misshaped, broken, discolored, or have multiple fillings.

Why not wait until the filling or tooth breaks?

The tooth could break beyond repair. If it breaks into a nerve of the tooth, further dental treatment is needed. Preserving the tooth will be less painful, less time consuming, and less costly if you do not wait.

Now is the time to schedule year-end treatment to take advantage of insurance benefits, and flex or cafeteria plans.



Referral Slip

We would like more patients like you. Please refer us to your family, friends & co-workers and we will THANK YOU with a gift.

Have them call for an appointment

362-8657

After their first visit, we will contact you to choose:
 \$50 toward your next dental visit or
 \$50 to Biaggi's or Granite City or a
 \$50 BP Gasoline card

Thank you from
 Family SmileCare Center!